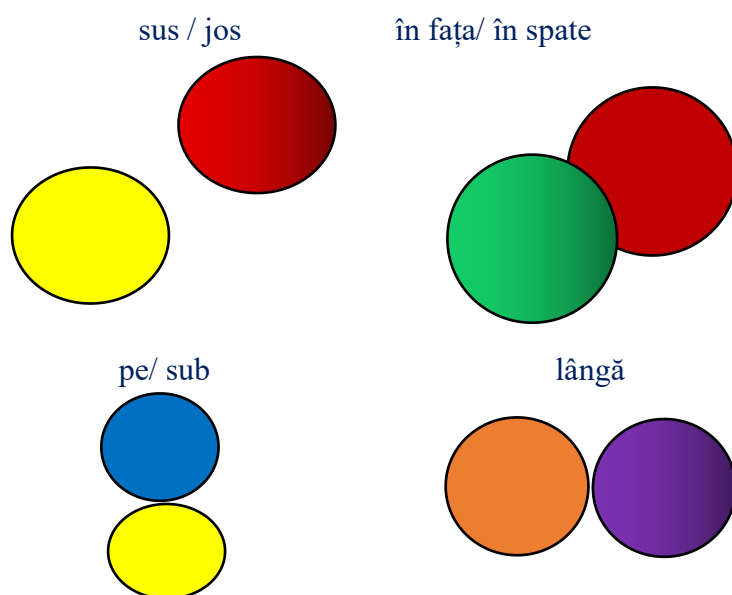


FLORICA-ADRIANA PAVEL

ELEMENTE DE ORIENTARE SPAȚIALĂ

Caiet pentru formarea conduitelor de orientare spațială



ISBN 978-973-0-38337-9

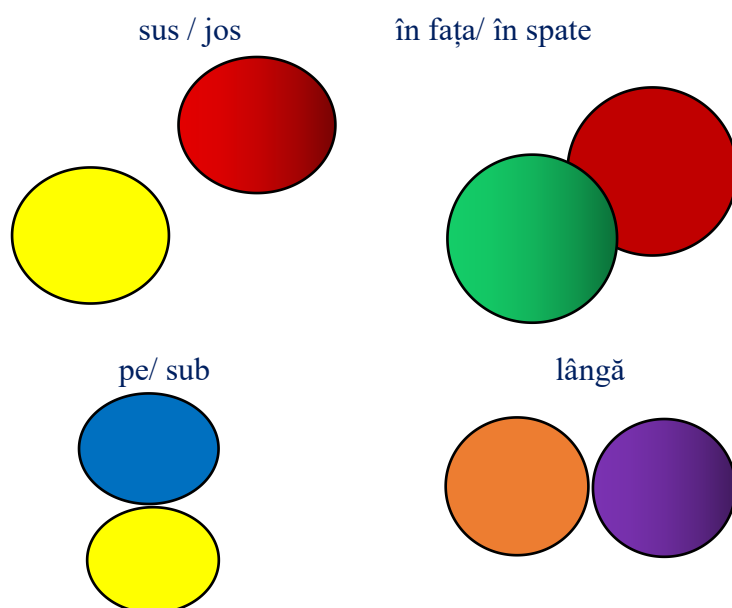
Șimleu Silvaniei

2023

FLORICA-ADRIANA PAVEL

ELEMENTE DE ORIENTARE SPAȚIALĂ

Caiet pentru formarea conduitelor de orientare spațială




ISBN 978-973-0-38337-9

Șimleu Silvaniei


2023

***Fă cunoștință cu cercurile, citind denumirea lor și indicându-le cu degetul pe fiecare.**


1. Cercul albastru




2. Cercul roșu




3. Cercul galben



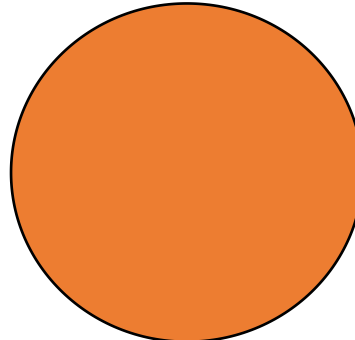
4. Cercul mov




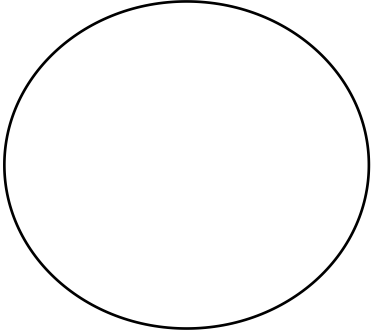


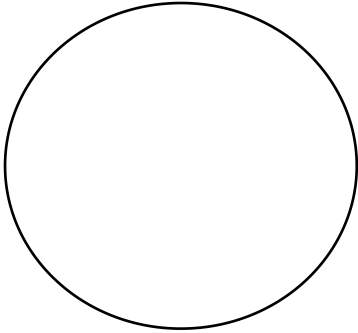

5. Cercul verde




6. Cercul portocaliu




****Colorează cercurile cu culorile indicate, așa cum apar ele în prima pagină.**

<p>1. Cercul albastru</p> 	<p>2. Cercul roșu</p> 
<p>3. Cercul galben</p> 	<p>4. Cercul mov</p> 
<p>5. Cercul verde</p> 	<p>6. Cercul portocaliu</p> 


Privește și citește unde sunt situate cercurile unul față de celălalt, indicând cu degetul.




Cercul verde se află **deasupra** cercului galben.



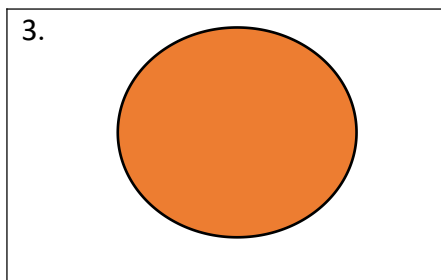
Cercul galben se află **sub** cercul verde.



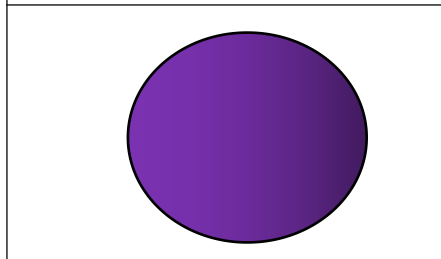
Cercul albastru se află **deasupra** cercului roșu.



Cercul roșu se află **sub** cercul albastru.




Cercul portocaliu se află **deasupra** cercului mov.



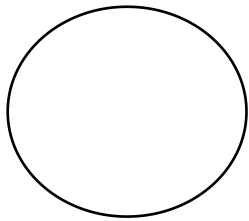
Cercul mov se află **sub** cercul portocaliu.

* **Colorează după indicații:**

1.

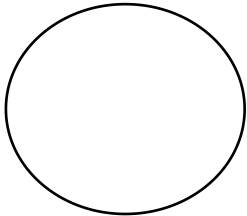


Cercul roșu se află **deasupra** cercului galben.

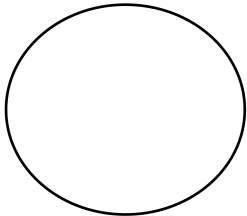


Cercul galben se află **sub** cercul roșu.

2.

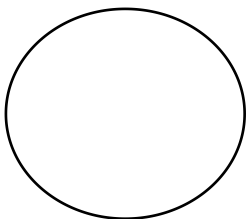


Cercul albastru se află **deasupra** cercului verde.

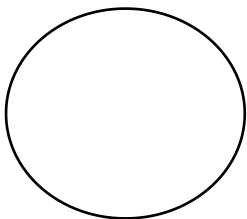


Cercul verde se află **sub** cercul albastru.

3.



Cercul mov se află **deasupra** cercului roșu.

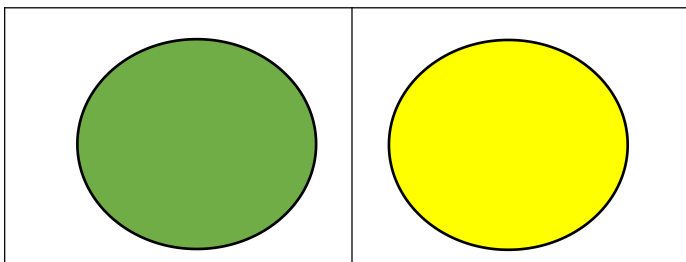


Cercul roșu se află **sub** cercul mov.

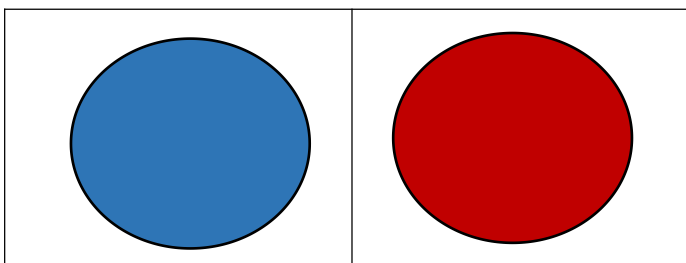
Privește și citește unde sunt situate cercurile unul

față de celălalt, indicând cu degetul.

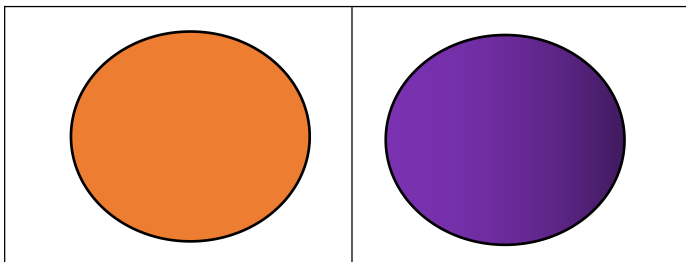
1. Cercul verde se află **lângă** cercul galben.
Cercul galben se află **lângă** cercul verde.




2. Cercul albastru se află **lângă** cercul roșu.
Cercul roșu se află **lângă** cercul albastru.



3. Cercul portocaliu se află **lângă** cercul mov.
Cercul mov se află **lângă** cercul portocaliu.

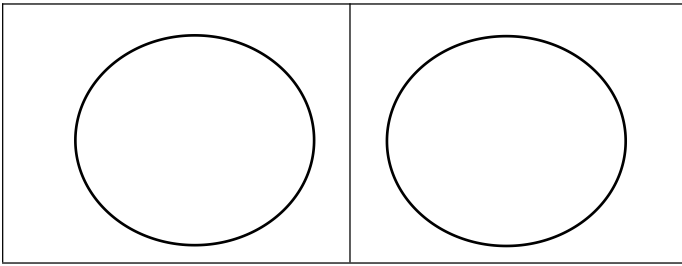


4. Cercul verde se află **lângă** cercul roșu.
Cercul roșu se află **lângă** cercul verde.

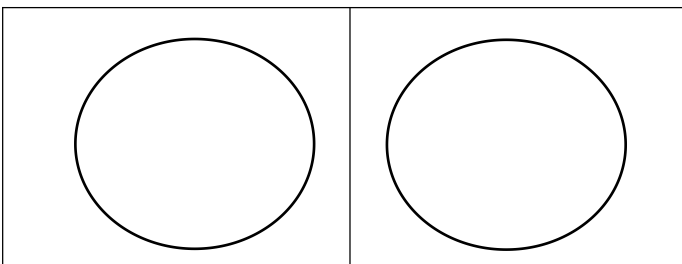


* **Colorează după indicații:**

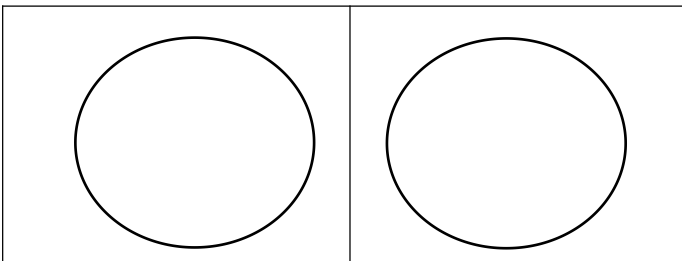
Cercul verde se află **lângă** cercul roșu.



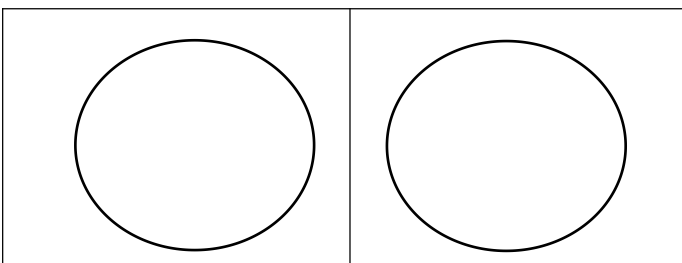
Cercul albastru se află **lângă** cercul mov.



Cercul portocaliu se află **lângă** cercul verde.

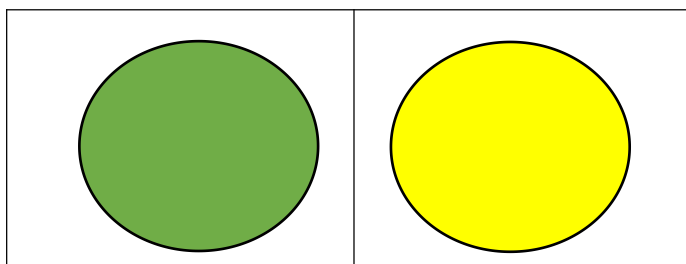


Cercul galben se află **lângă** cercul roșu.




Privește și citește unde sunt situate cercurile unul față de celălalt, indicând cu degetul.

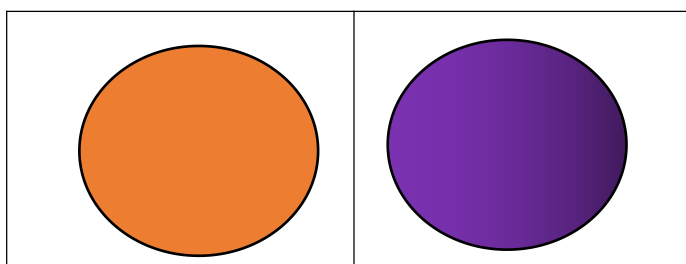
1. Cercul verde se află **înaintea** cercului galben.
Cercul galben se află **după** cercul verde.



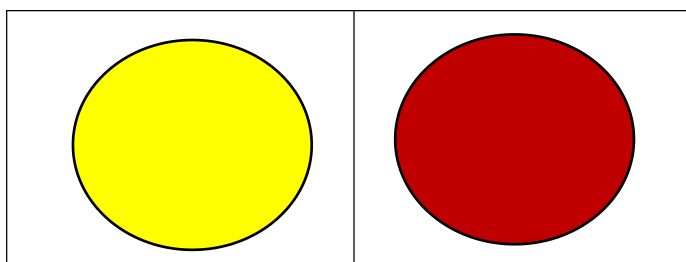
2. Cercul albastru se află **înaintea** cercului roșu.
Cercul roșu se află **după** cercul albastru.



3. Cercul portocaliu se află **înaintea** cercului mov.
Cercul mov se află **după** cercul portocaliu.



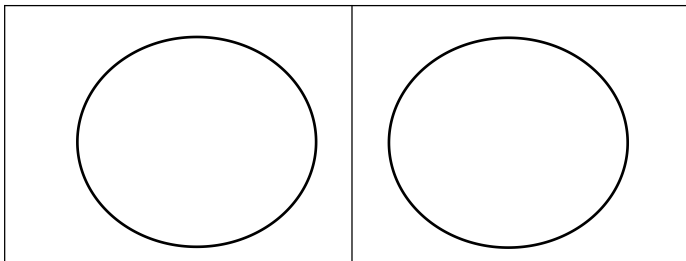
4. Cercul galben se află **înaintea** cercului roșu.
Cercul roșu se află **după** cercul galben.



* **Colorează după indicații:**

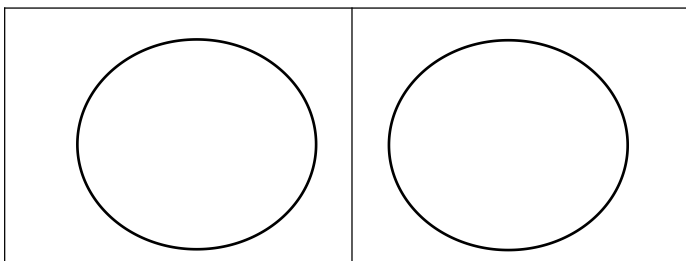
Cercul mov se află **înaintea** cercului galben.

Cercul galben se află **după** cercul mov.



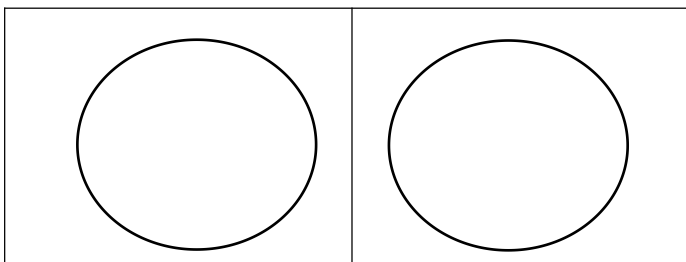
Cercul portocaliu se află **înaintea** cercului verde.

Cercul verde se află **după** cercul portocaliu.



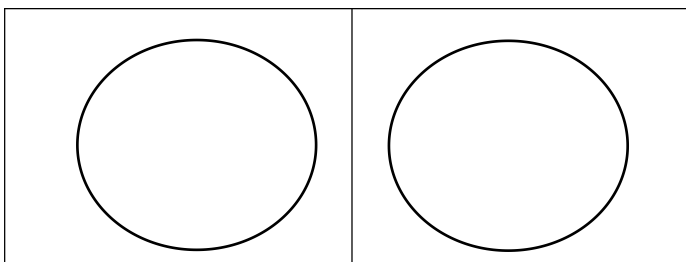
Cercul albastru se află **înaintea** cercului galben.

Cercul galben se află **după** cercul albastru.



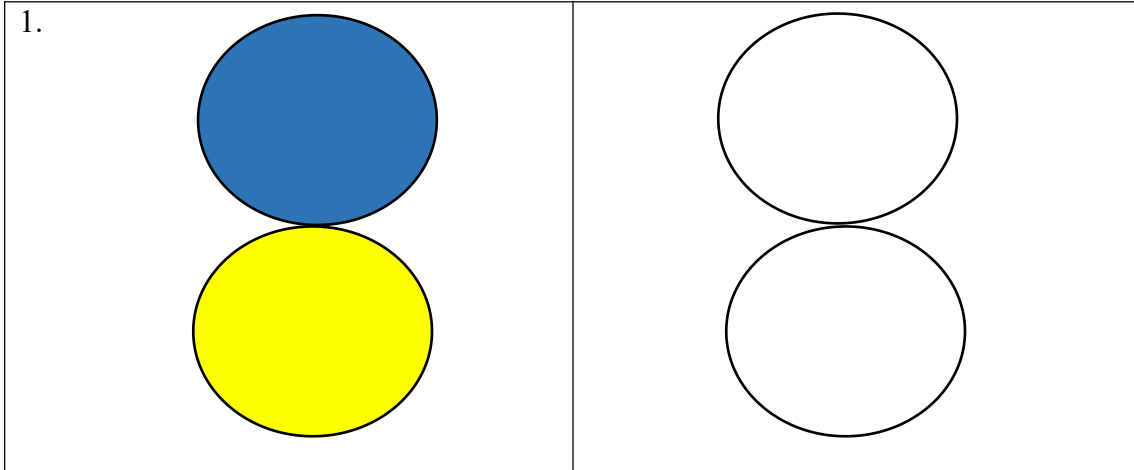
Cercul verde se află **înaintea** cercului roșu.

Cercul roșu se află **după** cercul verde.

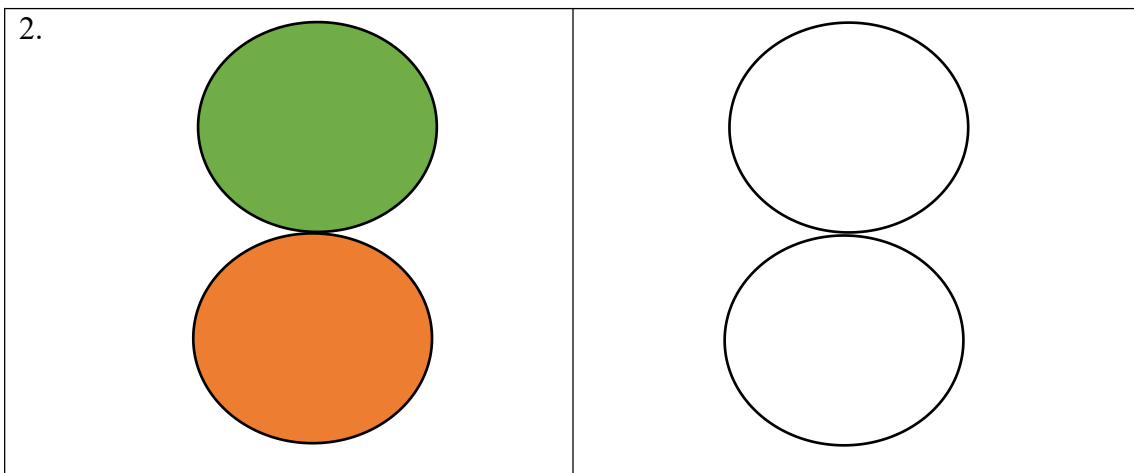


Citește cum sunt așezate cercurile, apoi colorează la fel.

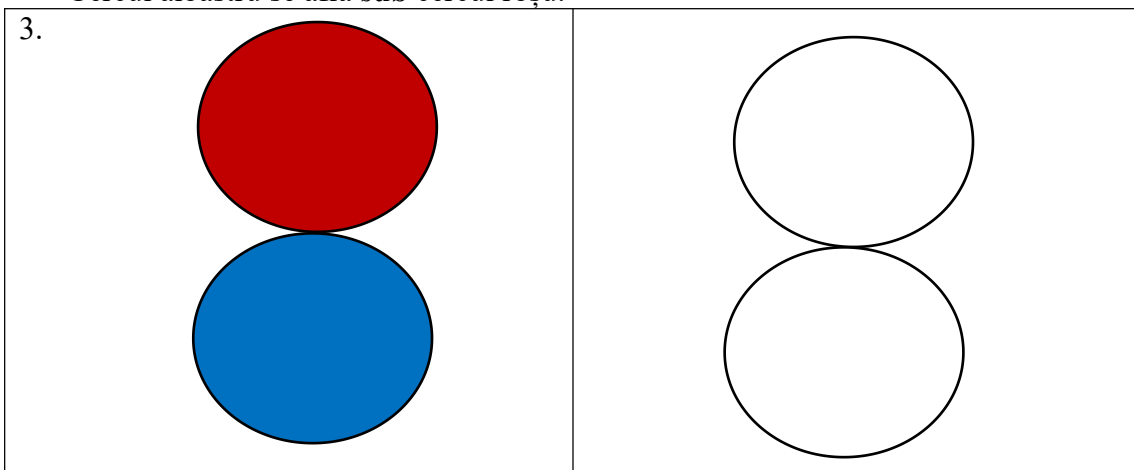
1. Cercul albastru se află **pe** cercul galben.
Cercul galben se află **sub** cercul albastru.



2. Cercul verde se află **pe** cercul portocaliu.
Cercul portocaliu se află **sub** cercul verde.

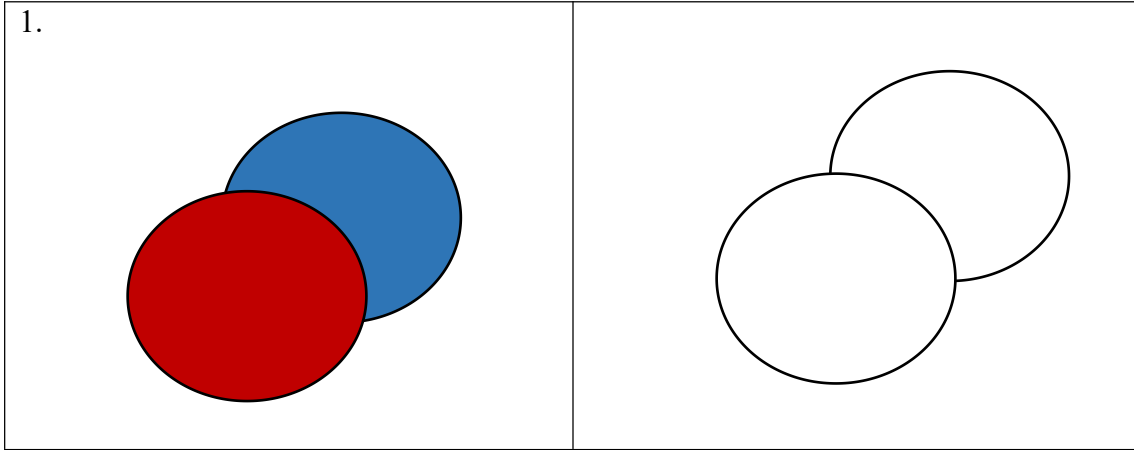


3. Cercul roșu se află **pe** cercul albastru.
Cercul albastru se află **sub** cercul roșu.

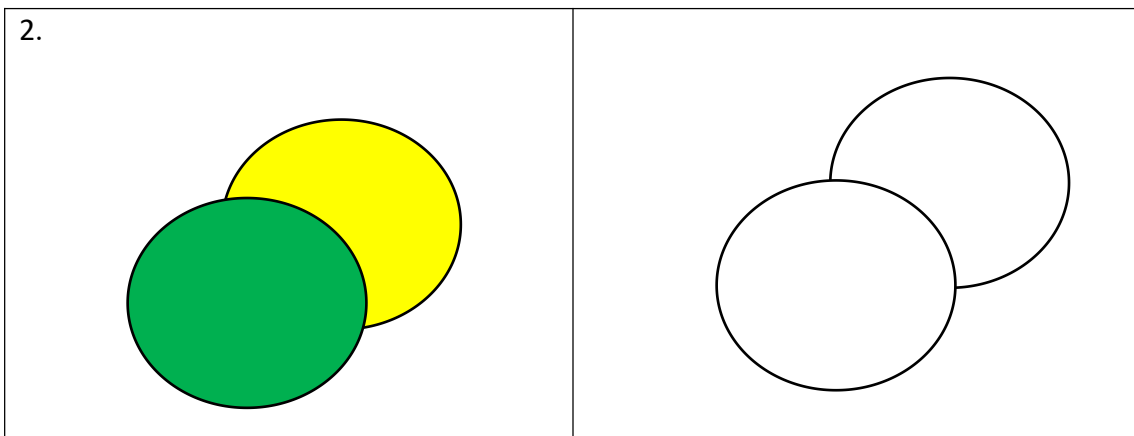


Citește cum sunt așezate cercurile, apoi colorează la fel.

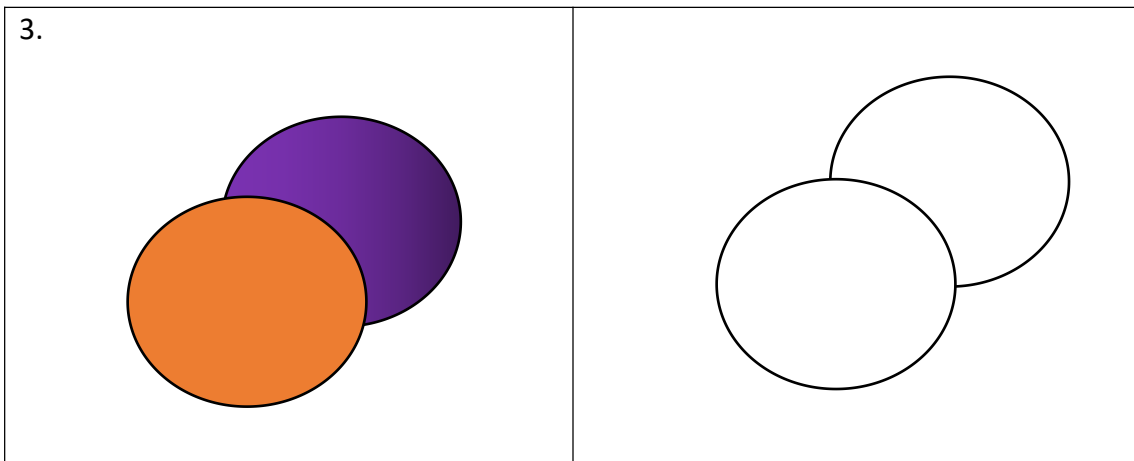
1. Cercul roșu se află **în fața** cercului albastru.
Cercul albastru se află **în spatele** cercului roșu.



2. Cercul verde se află **în fața** cercului galben.
Cercul galben se află **în spatele** cercului verde.

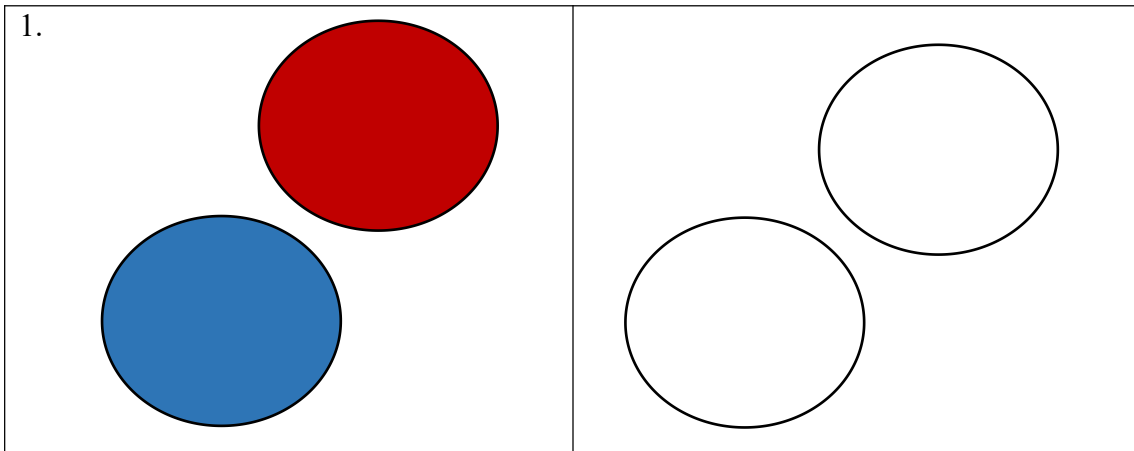


3. Cercul portocaliu se află **în fața** cercului mov.
Cercul mov se află **în spatele** cercului portocaliu.

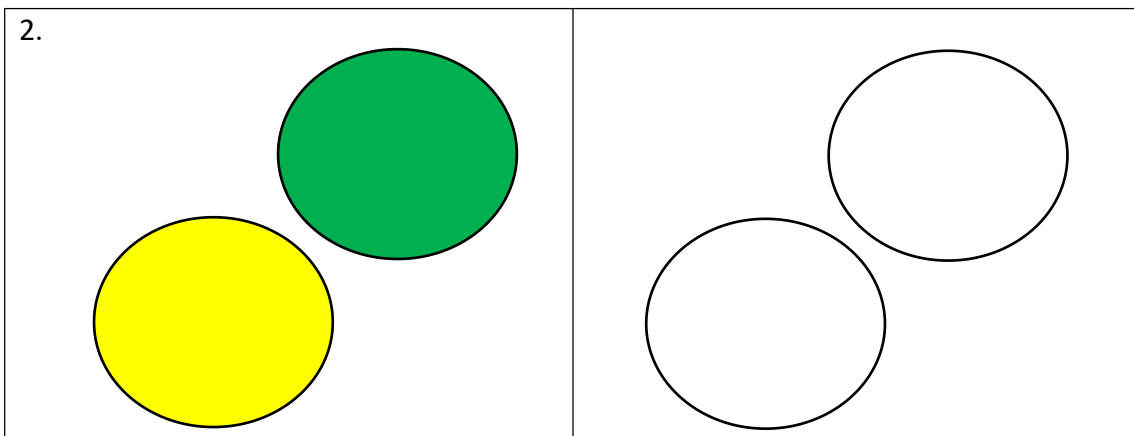


Citește cum sunt așezate cercurile, apoi colorează la fel.

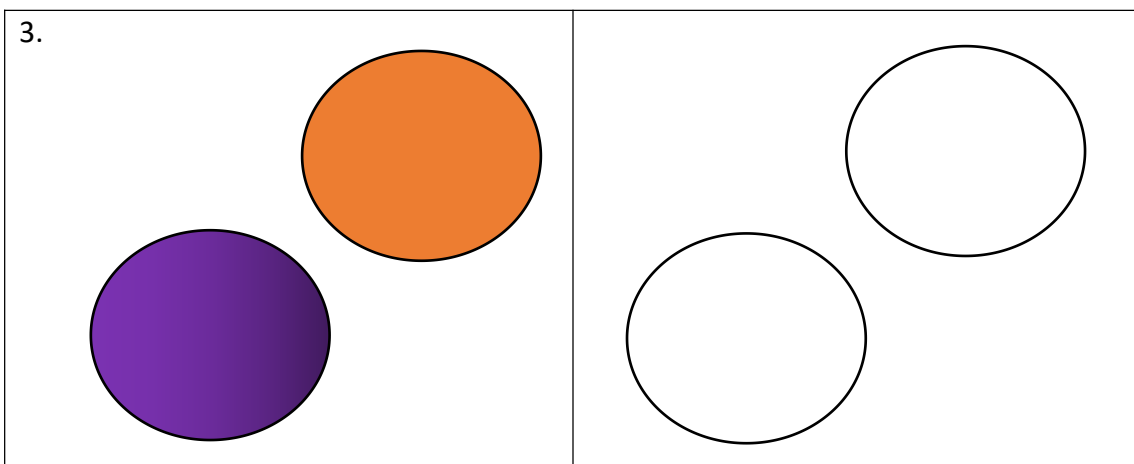
1. Cercul roșu se află **mai sus** decât cercul albastru.
Cercul albastru se află **mai jos** decât cercul roșu.



2. Cercul verde se află **mai sus** decât cercul galben.
Cercul galben se află **mai jos** decât cercul verde.





3. Cercul portocaliu se află **mai sus** decât cercul mov.
Cercul mov se află **mai jos** decât cercul portocaliu.


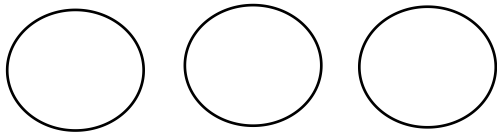


Citește cum sunt așezate cercurile, apoi colorează la fel.


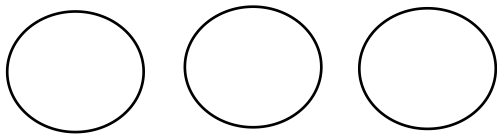
1. Cercul roșu se află **între** cercurile albastre.

1.		
----	---	--



































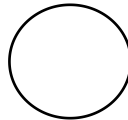



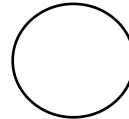
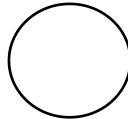


2. Cercul galben se află **între** cercurile verzi.

2.		
----	---	--

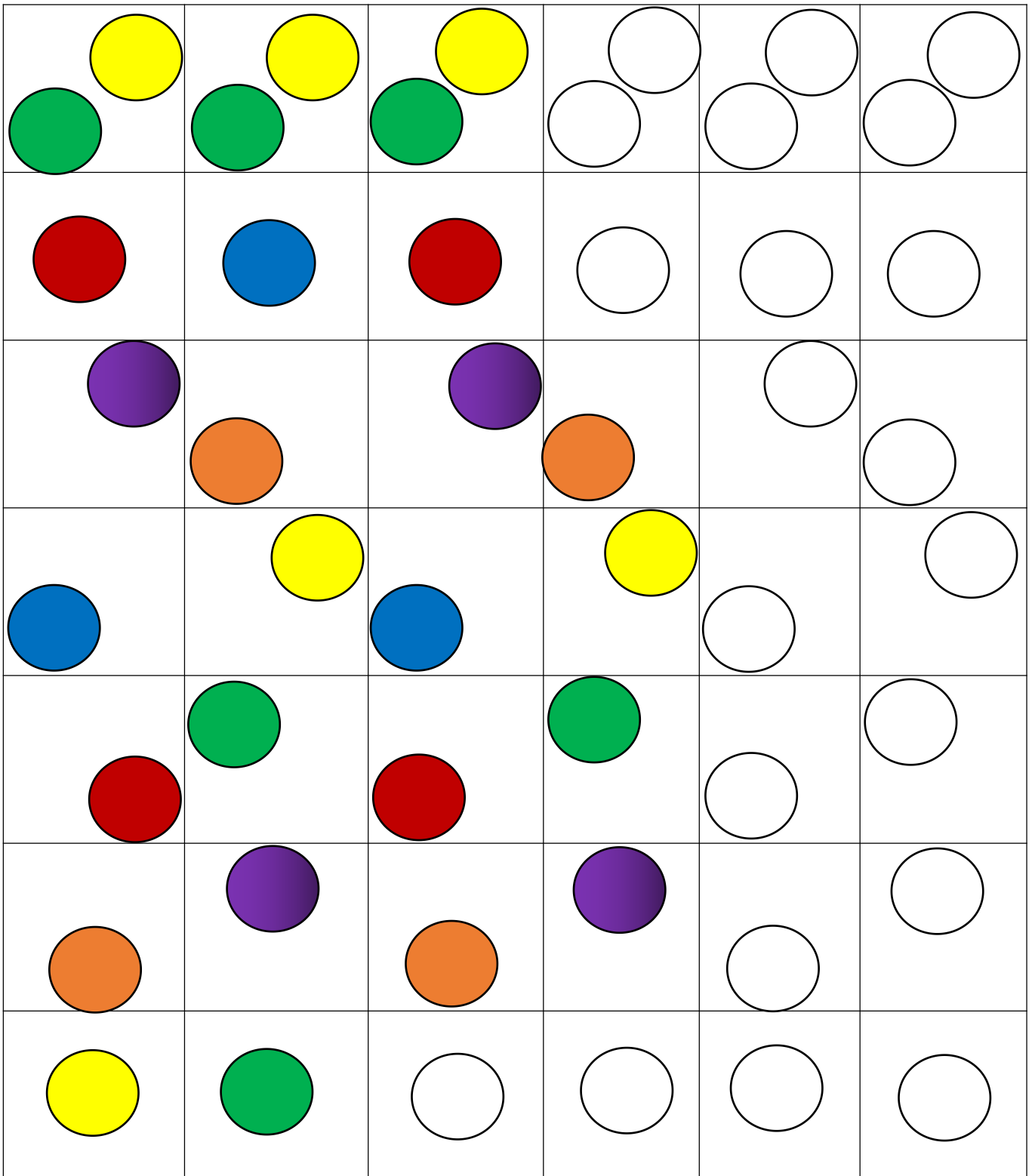
3. Cercul mov se află **între** cercurile roșii.

3.		
----	---	--

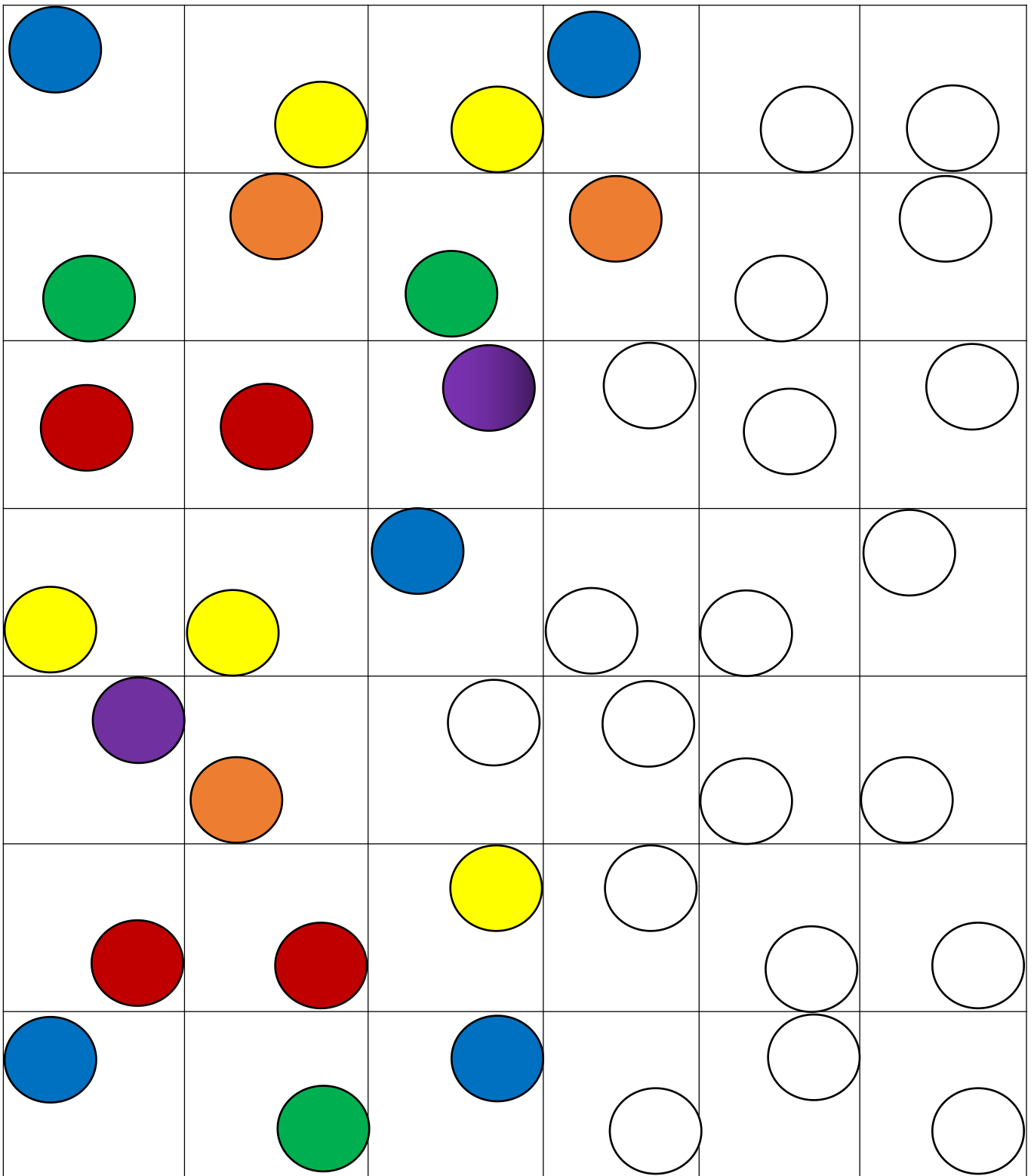
***Continuă să colorezi șirul după model:

***Continuă să colorezi șirul după model:



***Continuă să colorezi șirul după model:



Exerciții:

- Așază cercul galben **lângă** cercul verde.
 - Așază cercul roșu **pe** cercul albastru.
 - Așază cercul mov mai **sus** decât cercul portocaliu.
 - Așază cercul albastru **sub** cercul galben.
 - Așază cercul verde mai **jos** decât cercul roșu.
 - Așază cercul portocaliu în **fața** cercului verde.
-
- Așază cercurile urmărind modelul de la pagina 4, apoi exprimă oral cum sunt așezate.
 - Așază cercurile urmărind modelul de la pagina 6, apoi exprimă oral cum sunt așezate.
 - Așază cercurile urmărind modelul de la pagina 8, apoi exprimă oral cum sunt așezate.
 - Așază cercurile urmărind modelul de la pagina 10, apoi exprimă oral cum sunt așezate.
 - Așază cercurile urmărind modelul de la pagina 11, apoi exprimă oral cum sunt așezate.
 - Așază cercurile urmărind modelul de la pagina 12, apoi exprimă oral cum sunt așezate.
 - Așază cercurile urmărind modelul de la pagina 13, apoi exprimă oral cum sunt așezate.

Felicitări, te-ai descurcat minunat!



******Se recomandă înfolierea și decuparea formelor pentru a putea fi folosite ca material suport pentru așezarea spațială după cerință dată.***

